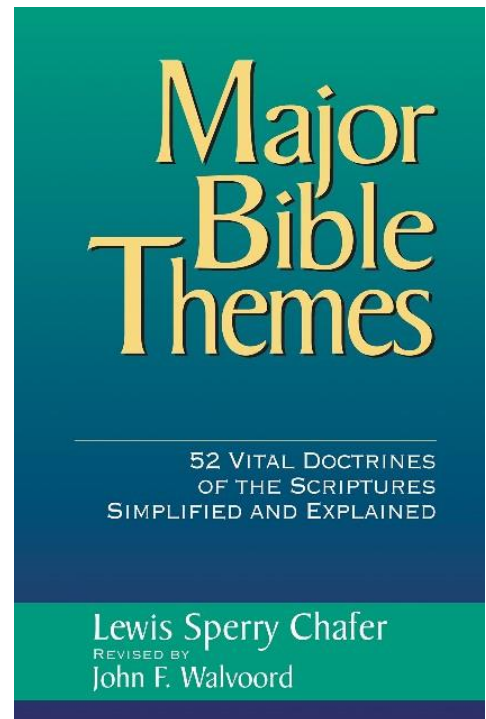

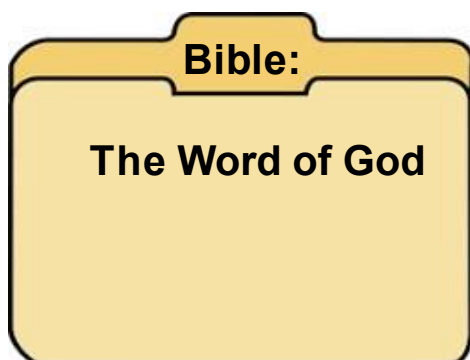


# How to Study Major Bible Themes



The goal of our year long study is to build a frame work for your understanding of the Doctrines of the Bible

- We want to Build a file Cabinet in your mind
- You can pull out the file drawer and Find information...
- You can pull out a folder on specific doctrine



## Step # One Find the Outline



### Write it Down



### Memorize it



## MBT Chapter One Outline

### A. Internal Evidence

### B. External Evidence

1. The continuity of the Bible.
2. The extent of biblical revelation.
3. The influence and publication of the Bible
4. Subject matter of the Bible.
5. The Bible as literature
6. The unprejudiced authority of the Bible.
7. The supreme character of the Bible.

## Step # Two

Read the section and look up the passages

Pick a passage to memorize...



### A. Internal Evidence

In hundreds of passages, the Bible declares or assumes itself to be the Word of God (Deut. 6:6-9,17-18; Josh. 1:8; 8:32-35; 2Sam. 22:31; Pss. 1:2; 12:6; 19:7-11; 93:5; 119:9,11,18,89-93,97-100,104-5,130; Prov. 30:5-6; Isa. 55:10-11; Jer. 15:16; 23:29; Dan. 10:21; Matt. 5:17-19; 22:29; Mark 13:31; Luke 16:17; John 2:22; 5:24; 10:35; Acts 17:11; Rom. 10:17; 1 Cor. 2:13; Col. 3:16; 1 Thess. 2:13; 2 Tim. 2:15; 2 Tim. 3:15-17; 1 Pet. 1:23-25; 2 Pet. 3:15-16; Rev. 1:2; 22:18).

## For descriptive sections that don't have scripture

Highlight or underline what you have read



**Example:**

### 1. The continuity of the Bible.

One of the most amazing facts about the Scripture is that though it was written by more than forty authors living over a period of about 1,600 years, the Bible is nevertheless one book, not simply a collection of sixty-six books. Its authors came from all walks of life, kings, peasants, philosophers, fishermen, physicians, statesmen, scholars, poets, and farmers. They lived in different cultures, in different experiences and often were quite different in character. The Bible has a continuity which can be observed from Genesis to Revelation.

Have the chapter questions beside of you as you read...



**Example:**

Even a casual reader of the Bible soon discovers he is reading a most unusual book. Although covering thousands of years of human history and written by more than forty human authors, the Bible is not simply a collection of writings but one book with amazing continuity.

It is called "The Bible" from the Greek word *biblos* meaning "a book."

Its unusual character is due to the fact that it is indeed the Word of God even though written by human authors

### Question #1

1. What is the meaning of the word "Bible"?

**Book**

## Step # Three

Memorize one Passage per section



During the week “Chew” on what you have studied...



- Put your memory verse on your phone or write it down
- Get your work out frequently during the day and review



## Bible Memory Techniques

- 1. Assign meaningfulness to things.** On paper elaborate on what you're learning and apply the knowledge. These are **devotional thoughts** applied to your daily life. **Significant thoughts are more memorable.** You probably don't remember what you wore last Friday, but you can remember what you wore to the prom.
- 2. Learn general and specific later.** This method helps with retrieval: if you know a piece of information falls within a broader category, it's easier to access. **This is why you memorize the outline of each chapter, then the verses within it.**

**\*\* Learn general words and the specific words in the verse later.**

- Highlight key words
- Understand difficult words

**2Tim 3:16** All scripture is given by inspiration of God, and is profitable for doctrine, for reproof, for correction, for instruction in righteousness:

Rebuking those in sin

Correcting those in error

### 3. Read out loud what you are trying to memorize



**4. Teach someone else.** Teaching the information to someone else is one of the best ways to learn. If you don't have a willing listener like a parent, spouse or a friend, you can teach the wall (best done behind closed doors!).

**5. Use memory devices.** There are many different devices you can use to help memorize information, including :

**Acrostics** e.g.


**H** Holy  
**O** Omniscient  
**L** Love  
**I** Immutable  
**E** Eternal

**T** Truth  
**O** Omnipotent  
**O** Omnipresent  
**L** Life  
**S** Sovereign

**Visualize:** Example: See in your mind's eye a Bible and a Heart when you memorize Psalm 119:11 *“Thy word have I hid in my heart that I might not sin against thee.”*



**Flash cards:** Good for verse memory. Put the address on one side, the verse on the other.



## Step # four      Take the Test at the end of the chapter

The Bible: The Word of God

1. What is the meaning of the word “Bible”?

\_\_\_\_\_


\_\_\_\_\_

2. What are the two general lines of evidence that the Bible is the Word of God?

a) \_\_\_\_\_

b) \_\_\_\_\_

3. Name five passages in the Old Testament and five passages in the New Testament in which the Bible declares or assumes itself to be the Word of God.



# Study Habits

Philippians 3:13 ...but this one thing I do,...



## Study Habits

a. Set a time - 15-20 min (2400 hours over 20 years)

- Think about giving up one TV program per week to study)
- Think about getting up 30 minutes earlier
- It has to be etched in stone



# Study Habits

Have a place



# Tips for success

Make this your devotions. It will be more meaningful

Pray

